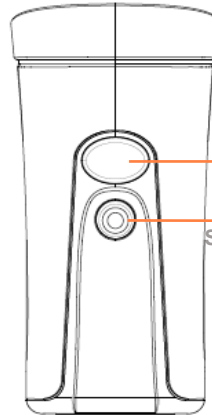



Seca Comp/TAZ

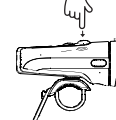
BIKE HEADLIGHT MANUAL



Main LED Power Button (Front Light)

Side LED Power Button (Side Lights)

POWER OFF



Hold main LED power button for 1sec to turn off light

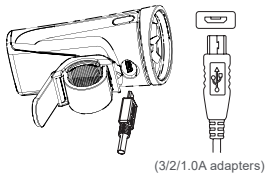
FL1 STANDARD

LUMENS	2000	1500	RUN-TIME
HIGH/Race High	2000	1500	1.5H
MED/Race Low	1000	750	3H
LOW	500	325	6H
SAFE PULSE	500	325	9H

*Specifications subject to change.

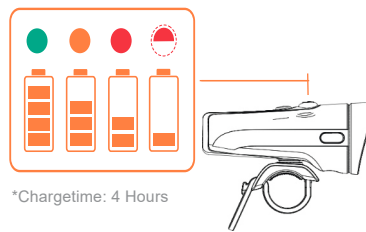
CHARGING

MICRO USB



(3/2/1.0A adapters)

INDICATOR



*Chargetime: 4 Hours

LOCKOUT MODE




Activate/Deactivate Travel Lockout by pressing both power buttons for 4sec.

RACE MODE



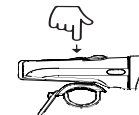
Activate Race Mode by pressing the main LED power button for 2sec.

SECA COMP/TAZ USE



Press the main LED power button to turn on light and cycle through modes

SIDELIGHTS



1 Mode 1: Pulsing Sidelights



2 Mode 2: Steady On

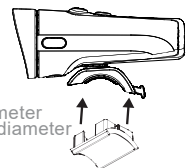
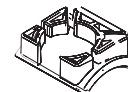


3 Mode 3: Sidelights Off



Press the Side light power button to run on sidelights and cycle through modes.

MOUNTING OPTIONS



Use the thicker pad on a smaller diameter bar, and the thinner pad on a bigger diameter bar.

LOW BATTERY WARNING & SHUTOFF



Light will start flashing when battery level reaches 10%

LESS THAN 5% REMAINING



Low battery/Auto-shutoff Warning: 12 seconds of the light flashing, then dimming, then turning off

2 YEAR
WARRANTY