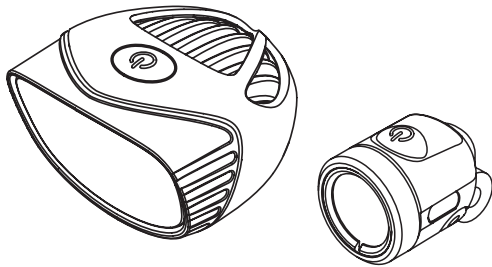
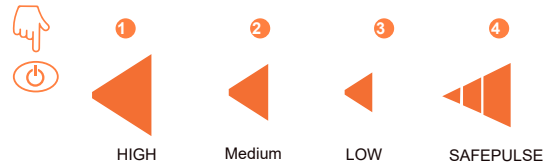


Seca /Adventure

BIKE HEADLIGHT MANUAL



SECA/ADVENTURE Operation/Modes



Press the power button to turn on light and switch through various modes

RACE MODE



Race Mode:

Push and hold the button for one second. Race mode only has 2 settings: High and Medium, with a single click cycling between them.

To turn off Race Mode: Hold both buttons for 1 seconds.

HOLD-OFF



Turn Off:

Press the Power button for 2 Sec to turn off light

CHARGING



Slow Blink = Defective Battery

* * * * *

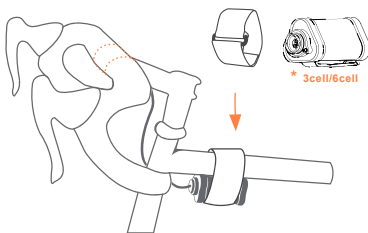
Quick Flash = Low Voltage

* * * * *

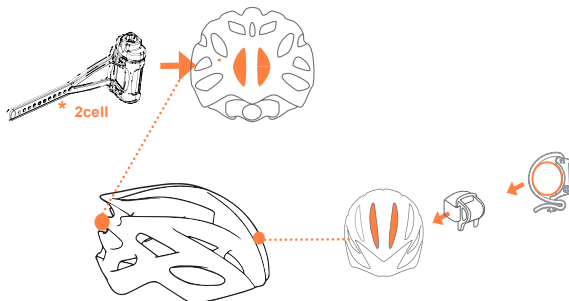


INSTALLING THE BATTERY

Handlebar mount- Velcro Strap



Helmet Mount - 2 Cell battery



LI-ION BATTERY (Required)

2-Cell Battery*

*The Seca is not compatible with a 2cell battery.

3-Cell Battery

6-Cell battery

LOW BATTERY WARNING & SHUTOFF



Light will start flashing when battery level reaches 10%

LESS THAN 5% REMAINING



Low battery/Auto-shutoff Warning: 12 seconds of the light flashing, then dimming, then turning off

2 Year Warranty When Purchased Through an Authorized Dealer

For more information visit lightandmotion.com/pages/warranty-policy

